



**CITY OF LINDSTROM
ZONING AND LAND USE REQUEST**

RESIDENTIAL DRIVEWAY PERMIT APPLICATION

Date of Application:	
Fee Amount: \$_____.00	Amount Paid: \$_____.00
Receipt #:	
Parcel Identification Number (PIN):	
Legal Description:	
Project Address:	
Property Owner	
<i>Name</i>	
<i>Address</i>	
<i>Phone #</i>	
<i>Email Address</i>	
Applicant (if different than owner)	
<i>Name</i>	
<i>Business Name</i>	
<i>Address</i>	
<i>Phone #</i>	
<i>Email Address</i>	
Description of Request (including surfacing type):	

The following information is a quick guide for residential driveway permits and inspections. Driveways must be constructed to city standards (see attached standard detail plates). For complete permit requirements, please see Section 151.04.22 of the Lindstrom City Code.

No person shall disturb the right-of-way without first consulting with the City prior to beginning work to determine what type of permit will be required. This permit is applicable to the following work:

- Driveway aprons
- New, relocating, or closing up curb cuts/entrances with no curb and gutter

Permit Submittal Requirements

- Site plan showing proposed location and dimension of driveway meeting the requirements outlined in Section 151.04.22.
- Show any intersections, fire hydrants, and neighboring driveways
- Impervious surface calculations for the property including the proposed driveway
- Payment of permit fee
- Document any request for deviations from City standards and submit any supporting documentation

Pre-pour Inspection Requirements

- If existing curb must be removed, do so by making a clean, full depth, saw cut at roadway joint. Damage to the roadway is the responsibility of the permit applicant and contractor, so use extreme caution when removing existing curb. Damage to the roadway must be repaired to City standards.
- No existing section of curb and gutter less than 4' shall remain.
- Base material shall be Class 5, 6" deep, and properly compacted.
- Concrete shall be 6" in depth.
- Radius must be formed with flexible material to allow for a smooth 3' radius.
- Call Public Works Director Matt Fraley at 651-257-0610 to schedule an inspection at least 24 hours in advance.

Final Inspection Requirements

- Call Public Works Director Matt Fraley at 651-257-0610 to schedule a final inspection once all work is complete.
- No damage to existing roadway. All damage must be repaired with the City Engineer's approval before the permit will be closed out.
- Curb cut must meet requirements outlined in the City Code.

- Per M.S. 71.462, an applicant may request that the City provide a written, nonbinding estimate of the anticipated consulting fees to be charged to the applicant based on information available at the time of application. By checking this

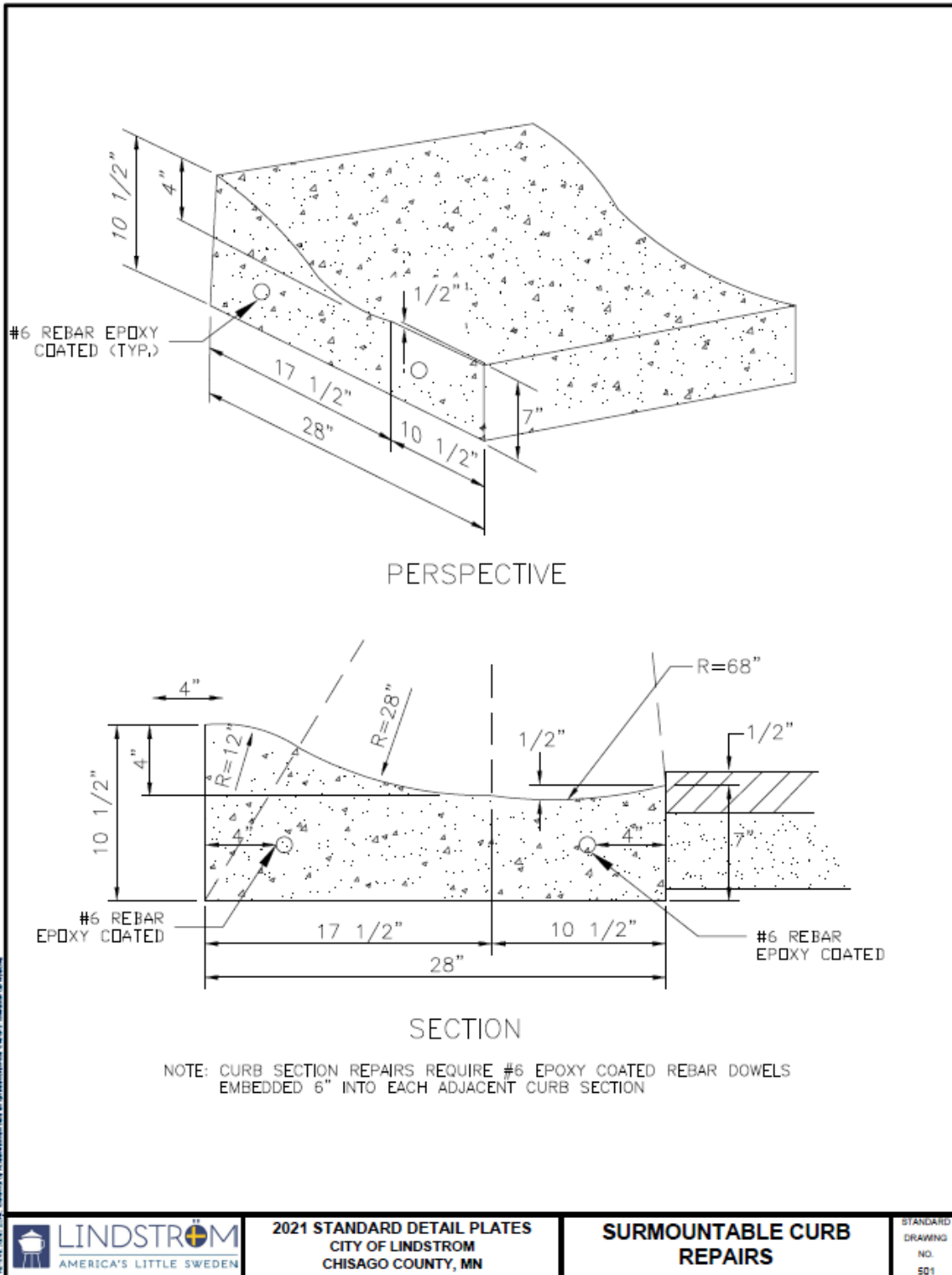
box, I request that the City provide that estimate, and I acknowledge that by making this request, the application shall not be deemed complete until the City has:

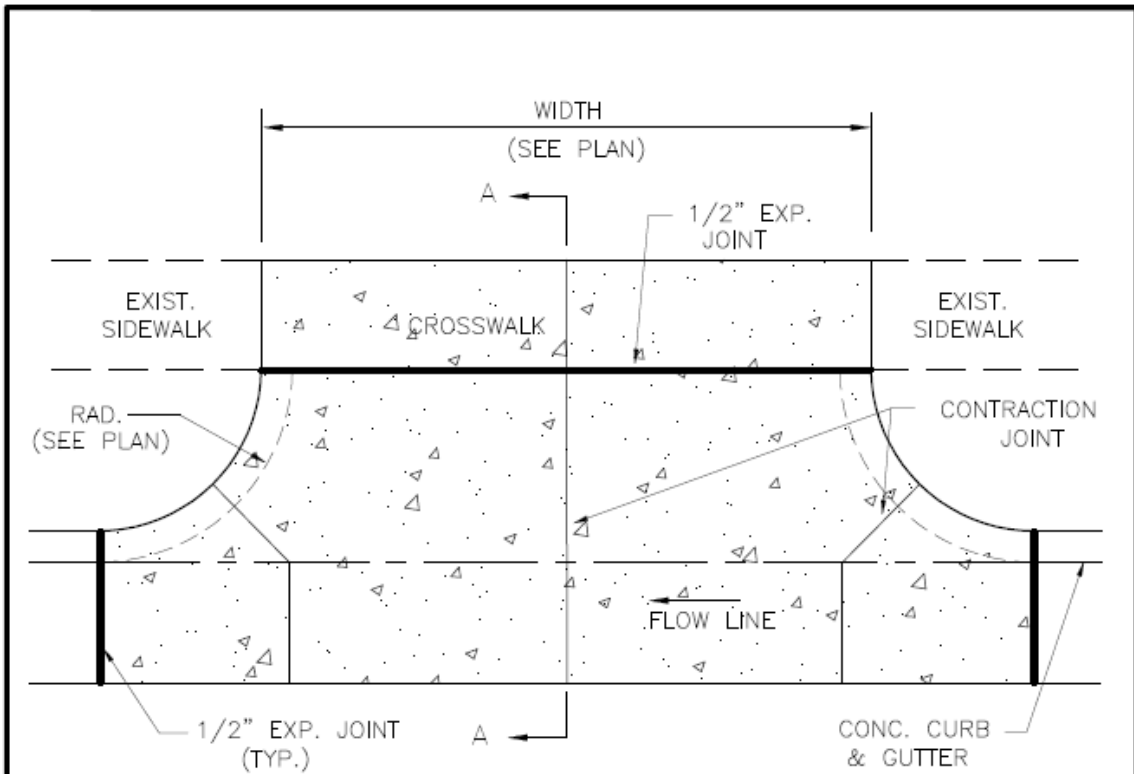
1. Provided an estimate to the applicant;
2. Received the required application fees as specified by the City;
3. Received a signed acceptance of the fee estimate from the applicant; and
4. Received a signed statement that the applicant has not relied on the estimate of fees in its decision to proceed with the final application from the applicant.

Signature of Applicant: _____ **Date:** _____

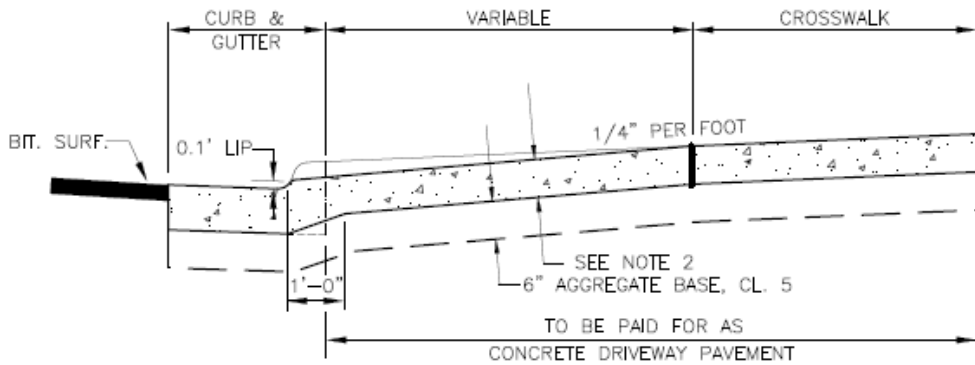
Amount Paid: _____ **Receipt #** _____

City of Lindstrom Standard Detail Plates





PLAN



SECTION A-A

NOTES :

1. PANEL WIDTH SHALL NOT EXCEED 10' WITHOUT @ CONTR. JOINT.
2. 6" THICK—RESIDENTIAL; 8" THICK—COMMERCIAL
3. WHERE SIDEWALK EXISTS OR IS PROPOSED, CROSSWALK SHALL BE SAME THICKNESS AS DRIVEWAY.



2022 STANDARD DETAIL PLATES
CITY OF LINDSTROM
CHISAGO COUNTY, MN

CONCRETE DRIVEWAY

STANDARD
DRAWING
NO.
502

